



Premium pleasure

SiLine® HG TS7



Benefit from our strengths

The SiLine® HG TS7 – Aesthetics and delight in one.

Easy to use and service the SiLine®-Series cannot fail to please. Its glass front and capacitive keys are synonymous with hygiene and cleanliness.

The modern, appealing SiLine®-design enables the SiLine® HG TS7 to integrate seamlessly into the SiLine® line of machines. There are various designs to choose from:

- **SiLine® HG TS7 RA**
 - + Design package A (optional)
- **SiLine® HG TS7 VA**
 - + Design package A (optional)
 - + Design package B (optional)
- **SiLine® HG TS7 Trend**

The standard VA Design comprises matt painted steel with lower decorative panel on the door made from striking stainless steel. The RA Design is showcased by its all matt painted steel finish, including the decorative lower door panel. A real eye-catcher is the LED-strip lighting of Design Packages A and B. The VA-specification with Design package B radiates a high-value look combining ground stainless steel panels with matt black paint.

The Trend variant also boasts a lower advertising panel which can be illuminated as an option.



The aroma of freshly brewed coffee is synonymous with the SiLine® HG TS7.

Intuitive with capacitive buttons, a definite Plus.

The SiLine® HG TS7's large back-illuminated upper advertising panel and 20 capacitive product decals cannot fail to attract attention. The advertising panel and product decals are quick and easy to change. Important consumer information such as ingredients, allergens or additional recipe information can be displayed on the 7"-touch display with its stunningly brilliant, wide-angle picture quality.

Once a selection is made it is depicted on the touch display. Add-on selections such as sugar or coffee strength can be entered quickly and easily using the capacitive selection decals and are also shown on the touch display.



In every version the SiLine® HG TS7 boasts a hygienic glass front and large delivery unit.

Slideshow, Videos & Co. – Easy to operate

Pictures and data stored on a USB-stick can be loaded directly onto the machine using drag and drop. High storage capacity enables videos and much more to be saved. Show your products at their best in a slideshow or up-to-date video clip.



The "Trend" variant is also fitted with a lower advertising panel.

**Technical features boasting
Premium quality: The water system**

The extensive variety of products has something for everyone's taste. Not only coffee and coffee variations but also other hot drinks are served at the perfect temperature. The water system enables the temperature to be individually programmed for every product and sub-product.

Example: Cappuccino

The perfect brew-temperature for espresso is 92°C, the appropriate topping is best prepared at 85°C.

**Effortless filling
of containers**

The containers can be filled whilst in the machine, simplified by the forward tilt action of the containers in all SiLine® HG TS7 variants.

**Even international palates are
catered for**

A dry sugar dispenser and a stirrer dispenser are available as options – no instant container capacity is lost.



Talent and technology

SiLine® HG TS7 – Technical features

Grinder

- High performance 65 mm diameter grinding discs made from tempered steel
- Easily adjustable grind from espresso to French Press
- Thermal monitoring of damage caused by foreign particles
- Transfer of ground beans via a funnel straight from the grinder into the brewer

Mono variant

- Single grinder
- Bean container capacity up to 5 kg

Duo variant

- Two grinders
- Two bean containers each with a capacity of up to 2.2 kg

Instant containers

- Ingenious twist cap SiTwist'n-Lock with coloured marking to indicate the individual positions: open / closed
- Containers are filled in the machine, no need to remove
- Ergonomic filling process, simply tilt the individual instant container forwards
- Instant containers are a uniform size : 5 litres

Espresso-Brewer

- High-Tech-PEEK-Brewer
- Coffee portions from 6-14 g
- Insulated stainless steel brewing chamber
- Durable, hydraulically inflated brewer seals
- Double press
- Microfilter – crema filter
- Freely adjustable contact pressure and squeeze pressure
- Sielaff's pre-infusion technology – adjustable to suit every drink
- Software monitored empty and full recognition

Hot water system

- Innovative water system The temperature can be adjusted for each product and component product
- 2.0 kW boiler, plus additional heating depending on the flow rate
- 230 V vane pump
- Output 100l/hr
- Electronically monitored water quantity dispense
- All water carrying components are insulated against heat loss

Dispense outlet

- Large, open dispense outlet with light barrier and optional RGB-user prompting
- Foldable cup table
- Suitable for individual cup or coffee pot up to a height of:
 - Max. 110 mm using the cup table
 - Max. 170 mm with the cup table folded up
- Adaptable cup catchers retain the various cups securely in the removal position

Familiar BAM-dispense technology

- Two cup dispense mechanisms (Standard)
- Adjustable cup dispense mechanisms for 70 or 80 mm cup diameters
- Up to 1,200 cup capacity
- Selection-related programming of the respective cup dispense mechanism
- Cup prices can be programmed independently
- Various cup types (paper, cardboard, re-usable)

View our SiLine®
product film here



Duo variant with two grinders



Direct transfer of fresh ground product from the grinder into the brewer via a funnel.



„SiTwist'n-Lock“: Instant container lock with a visual indicator for open (green) and closed (red)

Touch-Display

- 7"-touch display - ideal communication platform for customers, fillers and technicians
- Bright, wide-angled presentation
- Presentation of consumer information such as ingredients, allergens or additional information
- Visual presentation of selections and additional extras
- Pictures and data can be transferred directly from the USB-stick to the machine using Drag-and-Drop

Innovation sets standards – water system, twist lock, containers

Water system

Sielaff's new water system guarantees that hot drinks are served at the perfect temperature. The temperature of every product and component product can be programmed individually. Cappuccino with topping served with the same taste as one from your favourite cafe. To prevent heat loss all water-carrying components are insulated – when it comes to taste the sky's the limit.

SiTwist'n-Lock

Working on the machine is facilitated by Sielaff's new twist lock on the instant containers. The red and green colours show at a glance if the container is open or closed.

Containers

The containers can be directly filled in the SiLine® HG TS7. The ergonomic forwards-tilting motion facilitates the filling process. The containers can be removed from the machine for filling or cleaning.

Design VA*



Design VA

Amazing diversity: Exquisite VA Design

Design package A and B are available as an option.



Design package A

Design package A

includes:

- 2 LED decorative strips
- RGB colour(s) freely-programmable

Design package B

includes:

- 2 LED decorative strips
- RGB colour(s) freely-programmable
- Upper door decorative panel in stainless steel
- Front foot plate in stainless steel



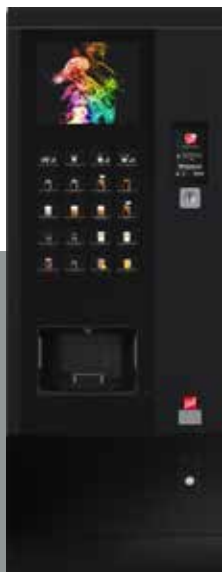
Design package B

Overview of machines available in Design VA

SiLine® HG TS7	Lower door decorative panel	Upper door decorative panel	LED-decorative strips	Front foot plate
Design VA	VA	RA	NO	RA
Design VA + Design package A	VA	RA	YES	RA
Design VA + Design package B	VA	VA	YES	VA

*VA = lower stainless steel design panel, crossways

Design RA*



Design RA

Modular design – individually configured

The RA design with RAL-painted surfaces can be enhanced with Design package A.



Design package A

Design package A

includes:

- 2 LED decorative strips
- RGB colour(s) freely-programmable

Trend variant

Perfect also for a SiVend-line

The Trend variant is fitted with a lower advertising panel which can be illuminated as an option. This design slots perfectly into a SiVend line.



Trend

The Trend variant

includes:

- Vertical operating panel to the floor
- Lower advertising panel

Overview of available machines in Design RA

SiLine® HG TS7	Lower door decorative panel	Upper door decorative panel	LED-decorative strips	Front foot plate
Design RA	RA	RA	NO	RA
Design RA + Design package A	RA	RA	YES	RA

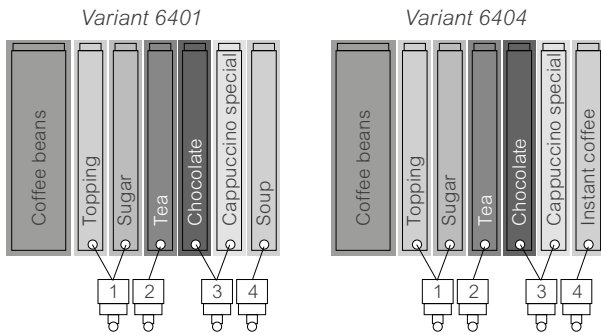
Overview of machines in Trend variant

SiLine® HG TS7	Additional lower advertising panel	LED-decorative strips	Front foot plate
Trend	YES	NO	RA

*RA = lower design panel RAL-painted, crossways

Product variants

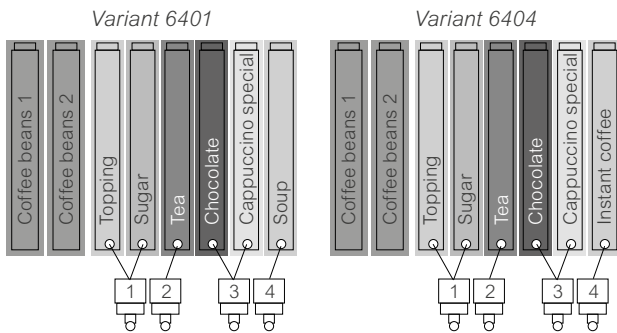
SiLine® HG TS7 – Mono variant



Cup dispense mechanism capacity

Cup volume in the cup stackers	70 mm / 180 ml	80 mm / 300 ml
	6	5
Capacity Total	600 cups	325 cups
Capacity Single stacker	100 cups	65 cups

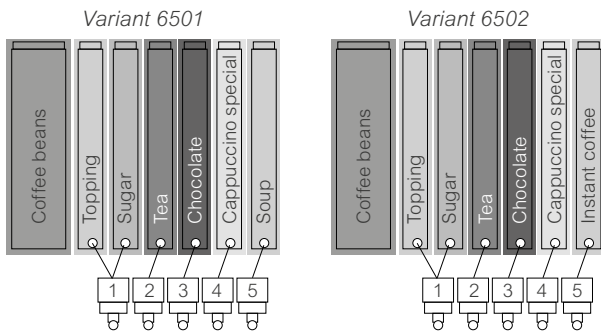
SiLine® HG TS7 – Duo variant



Fill quantities product containers

Container width (approx.)	80 mm
Container height (approx.)	410 mm
Container volume	5.0 litres
Instant coffee	1200 g
Sugar	4500 g
Topping	3000 g
Tea	5000 g
Soup	4000 g
Chocolate	3500 g
Cappuccino	3000 g

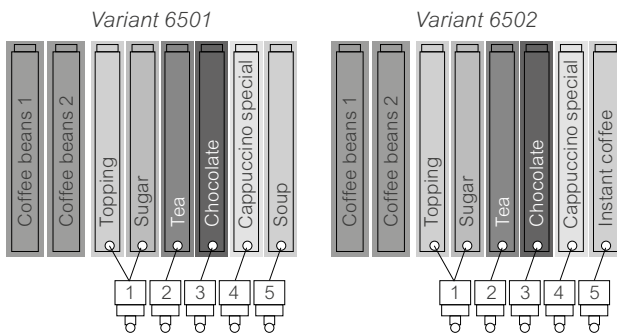
SiLine® HG TS7 – Mono variant



Fill quantities bean container

Container volume	Mono 15.0 litres	Duo 6.7 litres
Beans	5000 g	2200 g

SiLine® HG TS7 – Duo variant



Instant containers

- Ergonomic filling in the machine
- Tiltable product containers
- Product containers can be removed
- Hinged lid on product container
- SiTwist'n-Lock:
Lock with optical and tactile confirmation of status i.e. whether open or closed
- Product chutes made from anti-static material


SiTwist'n-Lock



Instant container with SiTwist'n-Lock (screw cap)



**For the perfect
coffee break experience!**



Door available in
jet black (RAL 9005),
white aluminium (RAL 9006)
and pure white (RAL 9010)

* Machine dimensions may
vary due to add-on parts
and accessories



Dimensions

- 1830 x 700 x 755 mm
(Height x Width x Depth)*

Weight

- 210 kg

Cup capacity

- Up to 180 cups per hour (depending on product and settings)

Electrical data

- 220-230 V/50/60 Hz/10 A

Power

- 2.3 kW

Water connection

- John Guest

Container volumes:

Bean containers

- Mono approx. 5.0 kg 15.0 litres
- Duo approx. 2 x 2.2 kg 6.7 litres

Instant containers

- 80 mm 5.0 litres

Grout containers

- Approx. 550 coffee cakes

Cup dispense mechanism

- Up to 1,200 cups

To-go cups, cups and pots

- Mugs and cups up to a maximum height of 110 mm standing on the cup table
- Coffee pots up to a height of 170 mm (cup table folded up)



Sielaff GmbH & Co. KG
Automatenbau Herrieden
Münchener Str. 20
91567 Herrieden
Germany

Telephone: +49 9825 18-0
Telefax: +49 9825 18-311155
export@sielaff.de
www.sielaff.com

**See here for our
company profile video**



■ MADE
IN
■ GERMANY