



**Never without  
when out and about**

SiLine® Public series



# Benefit from our strengths

## Let public vending secure your turnover

The flexible, local supply that vending machines offer plays a major part in satisfying the general public's requirements in all areas. The SiLine® Public series can dispense a wide range of products. Reliable, secure, hygienic and with no constraints during busy times. In the area of public vending do not miss out on the modern design and the luxury of the SiLine® series with its simple operation and quality.

The SiLine® Public series includes snack, combi and cold drink machines, everything that you require for a well thought-out category management and comprehensive supply to customers on site. Seize new opportunities, react quickly and be orientated to customer requirements. Increase your turnover with the SiLine® Public series around the clock.

## Security against vandalism

At almost every location the vending business has to deal with the issue of vandalism. In the public domain security requirements are even higher. Sielaff meets the challenges of public sites and with the SiLine® Public series is able to offer modern machines with the highest levels of security against manipulation and damage.


Impressive features include impact and hinge protection, surrounding door split cover, tamper-proof coin insert slide and return drum, not to mention the enhanced wavy-shaped locking lever protection. Ideal for public sites, railway stations and more. However security does not compromise Sielaff's service-friendly trademark. For example the impact protection can be easily and quickly opened for cleaning.

Also available as an optional extra is the high-security frame with side lock and CES mortise lock (KESO as an option) for installations without housings. The frost monitoring function keeps the internal temperature above 0 °C when the outside temperature is down as low as -20 °C. The laminated safety glass panel with light filter protects the products in the machine from potentially harmful sunlight.

## View our SiLine® product film here



*The wavy-shaped locking lever protection safeguards the SiLine® Public series from being levered or prised open*



*Optional extra for Snack and Combi: Impact protection cover in front of the touch display in combination with a metal keypad*



*An all-around door split cover to prevent the housing being levered open*

### Gentle and safe lift delivery

For every location there is the perfect variant in the SiLine® Public series. It goes without saying that Sielaff machines have the capability to handle both delicate and high-value articles. Whether big, small, angular or round – the optional lift system safely delivers all products in the SiLine GF and Snack RP. Typically Sielaff, it is smart, innovative and simply ingenious. The lift comes as standard in the SiLine® GF RP range to ensure virtually unshaken drink delivery.

### Individually tailored to suit the location

The SiLine® Snack- und Combi machines in the Public series draw attention to your products perfectly. Fresh food is safely stored in the “LM” and “2T” versions. Sielaff’s “Food-Safety-Software” monitors the temperatures in the fresh food zone and ensures that only perfectly chilled products are dispensed.

On up to 8 shelves your drinks selection is perfectly presented and illuminated in the SiLine GF from the Public series. Fast and quiet product delivery in under ten seconds and easy handling due to the upper tiltable containers cannot fail to always impress. Every variant boasts efficient insulation, internal energy-saving LED-lighting and optional laminate safety glass with light filter.



### Variable style – attractive design

There are two designs to choose from, VA and RA. The VA version with its distinctive stainless steel decorative panel at the bottom of the door. The RA design with its matt painted steel finish.

A real eye-catcher anywhere are the LED-light strips of design package

A. The SiLine® Public series fits seamlessly into any environment. Its design, ergonomics and operation are the highlights of any public area.

The LED-lighting can be configured to suit the mood of the location. The SiLine Public's high quality is evident at first glance. The uniform Line Design guarantees a positive reception at every location, fitting perfectly into every environment.

### The perfect mix – SiLine® Snack and Combi machines

The right mix is easy to find. SiLine® combi-vending machines offer the advantages of a spiral and cold drinks machine in a single unit. Whether snacks, non-food products, cans, glass and PET-bottles or even drink cartons – the combi range offers wide choice and high capacity.

Two different temperatures in one machine ensure that both the snack and drink areas are perfectly chilled. As well as the standard snack version, the "LM" variant and the dual temperature "2T" version are available for the sale of fresh foods. Sielaff's "Food Safety Software" monitors the temperature in the fresh food zone and ensures that only perfectly chilled products are dispensed. The positioning of temperature separation can be adjusted between shelves to suit your layout. As an option your machine can be configured to vend standard drinks or in the LM-version to dispense smoothies or fresh milk drinks.

Beverages are stored upright in pusher-containers.

### Sales success – everywhere.

Irrespective of location, the SiLine® generation of cold drink vending machines offers you ample space to achieve high turnover. All components are easily accessible and low-maintenance. SiLine® cold drink vendors display your range of products in a vibrant setting. Behind the extensive glass front the LED-illuminated interior displays a wide variety of products on up to eight shelves.

Every cold drinks machine in the SiLine® GF series offers optimum product presentation: First-in-first-out mechanism, full-length glass front with perfect product illumination, Sielaff lift system for gentle dispense. There are almost no limits when it comes to product selection and filling this vendor.

The operator uses the deal function to offer a combination of two products.



*Fresh snacks en route: Delivered effortlessly by the SiLine® Snack RP or Combi RP*



*The SiLine® Combi RP offers variety and capacity in a compact space*



*The SiLine® GF RP for extremely smooth product delivery*



### Simple as a Smartphone

The new generation of customer interface. Communicate simply and easily via the touch display.

Showcase additional products and promote special offers to the customer using a first-class sales show – spectacular and in a matter of seconds. High storage capacity enables you replay promotional films and product information. Benefit from these features and enhance your machine's appeal and turnover.

Individual and clear product pictures and ingredients can be displayed on the intuitive touch display. Also ideal as a communication area for your fillers guiding them using detailed pictures through maintenance and cleaning procedures.

### Sustainable future viability

The SiLine® Public series of machines can be fitted with a telemetry system. Data can also be downloaded using USB and MDB.

Sophisticated software monitors e.g. the cooling and energy usage and reports reliably and quickly recognised problems to the operator when the door is opened. Service intervals can also be easily coordinated by using stored servicing schedules.


### Suitable for different payment systems

Whether cashless or with cash, the SiLine® Public series is future-proof and can easily be fitted with various payment systems.

### Additional advertising

Attract attention and visually promote your business on the 7" touch display using clips and videos.

Whether individual installations or end machines in a vending line why not advertise on both side walls. Raise the profile of your SiLine® Public by fitting branding.



# Talent and Technology

## Security as a key factor

Primarily high-turnover sites in the public sector with passing trade and high footfall demands correspondingly robust machine features. The standard SiLine® Public series version guarantees effective protection from theft, vandalism and manipulation.

- 12 mm strong polycarbonate impact protection panel/cover
- Reinforced wavy-shaped locking lever protection, the wavy profile prevents leverage or prising open
- Coin insert slide and return drum
- Insulating laminated safety glass
- All-around door split cover

## Options available

Captivatingly equipped, options available include amongst other things a metal keypad solution in combination with impact protection in front of the touch display, as well as anti-theft protective frame with side lock to protect against unauthorised access – ideal for public sites such as railway stations and airports.

- Impact protection made from 8mm thick tempered safety glass.
- High security frame with side lock and CES mortor lock (KESO as an option)
- Heater (Heater with frost monitoring function, keeps the inside temperature above 0 °C)
- Laminated safety glass with light filter
- Only for SiLine® Snack and Combi M Public:  
Keypad solution with impact protection cover in front of the touch display

## SiLine® series configured for the SiLine® Public series

Impact protection cover  
12 mm PC (8 mm tempered  
safety glass)\*

Laminated safety glass  
(with light filter)\*

All-around  
door split cover

(Only for SiLine Snack and Combi:  
Metal keypad solution with impact  
protection made from 8 mm thick  
tempered safety glass cover in  
front of the touch display)\*

Coin insert slide

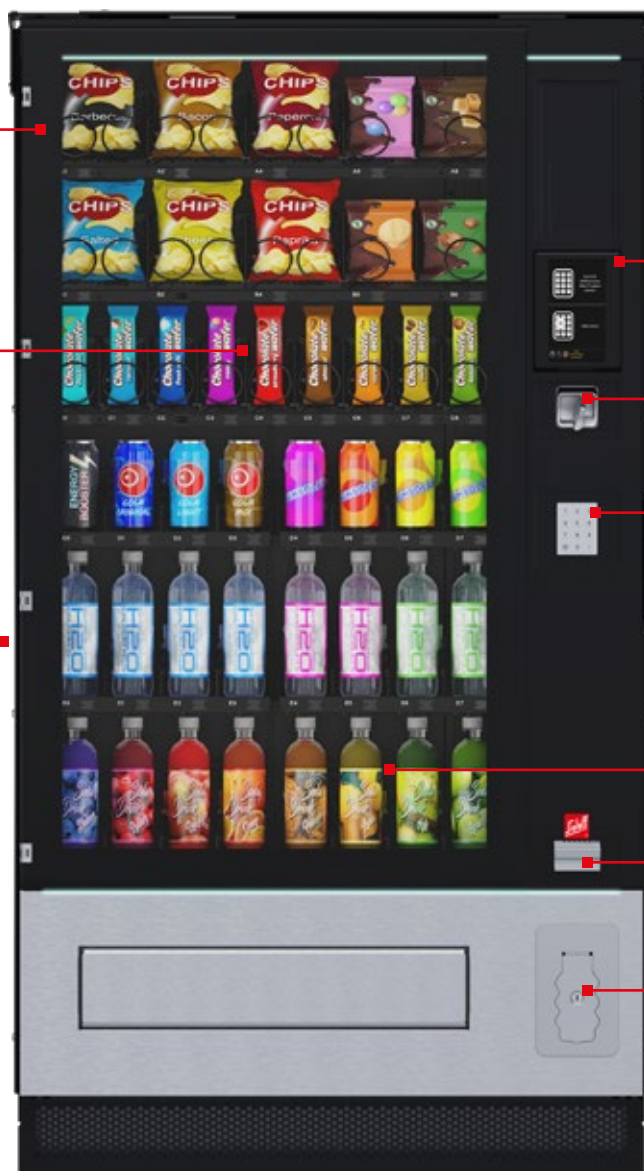
(Only for SiLine Snack and Combi: Metal  
keypad solution in combination with impact  
protection in front of the touch display)\*

(High security frame with side  
lock and mortice lock)\*

(Heater Frost monitoring function, keeps  
the inside temperature above 0 °C)\*

Coin return drum

Reinforced wavy locking  
lever protection



\*Optional extras

## Overview of machine range

Type	Design VA	Design RA	Optional design package A	Optional extras for SiLine® Public series	
			– LED-Decorative panel	– Impact protection made from 8 mm thick tempered safety glass – High security frame and side lock, – Heater (Heater with frost monitoring function) – Laminated safety glass with UV-Filter	– Combination of metal keypad incl. Impact protection in front of the touch display
SiLine® Combi M RP	X	X	X	X	X
SiLine® Snack M RP	X	X	X	X	X
SiLine® GF M RP	X	X	X	X	–
SiLine® Combi S RP	X	X	X	X	X
SiLine® Snack S RP	X	X	X	X	X
SiLine® GF L RP	X	X	X	X	–

## SiLine® Public series standard



SiLine® Combi S RP RA



SiLine® Snack M RP RA

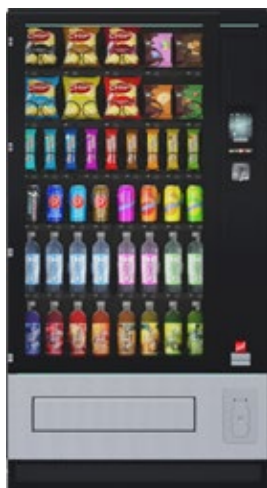


SiLine® GF M RP RA



SiLine® GF L RP RA

## SiLine® Public series optional



SiLine® Combi M RP VA  
Design package A




SiLine® Snack M RP RA Design  
package A, high security frame,  
Metal keypad



SiLine® GF M RP VA  
Design package A



SiLine® GF M RP RA,  
high security frame



Cabinet and door  
available in jet black (RAL 9005),  
white aluminium (RAL 9006) and  
pure white (RAL 9010)

\* Machine dimensions may  
vary due to add-on parts  
and accessories



### SiLine® Snack and Combi S RP SiLine® Snack and Combi Lift S RP Dimensions

- 1839 x 789 x 907 mm  
(height x width x depth  
with door split cover)\*
- 1850 x 843 x 907 mm  
(height x width x depth  
with high security frame and side lock)\*

### Weight

- Approx. 330 kg  
(standard version)
- Approx. 340 kg  
(with high security frame and side lock)

### Electrical Data

- 220 – 230 V / 50 Hz / min. 10 A

### Power consumption

- 400 W  
(varies depending on the refrigeration)

### Impact protection

- Standard 12 mm PC
- Optional impact protection made from  
8 mm thick tempered safety glass


### Energy consumption labelling

- in accordance with regulation  
(EU) 2019/2018 DIN 50597:2018  
HC refrigerant R-290  
Energy efficiency category D



Energy efficiency for all  
machine types can be  
found under [www.sielaff.de/en/products/vending-machines/energy-consumption-labelling](http://www.sielaff.de/en/products/vending-machines/energy-consumption-labelling)





Cabinet and door  
available in jet black (RAL 9005),  
white aluminium (RAL 9006) and  
pure white (RAL 9010)

\* Machine dimensions may  
vary due to add-on parts  
and accessories



### SiLine® Snack and Combi M RP SiLine® Snack and Combi Lift M RP Dimensions

- 1839 x 999 x 907 mm  
(height x width x depth  
with door split cover)\*
- 1850 x 1053 x 907 mm  
(height x width x depth  
with high security frame and side lock)\*

### Weight

- Approx. 380 kg  
(standard version)
- Approx. 390 kg  
(with high security frame and side lock)

### Electrical Data

- 220 – 230 V / 50 Hz / min. 10 A

### Power consumption

- 400 W  
(varies depending on the refrigeration)

### Impact protection


- Standard 12 mm PC
- Optional impact protection made from  
8 mm thick tempered safety glass

### Energy consumption labelling

- in accordance with regulation  
(EU) 2019/2018 DIN 50597:2018  
HC refrigerant R-290  
Energy efficiency category D



Energy efficiency for all  
machine types can be  
found under [www.sielaff.de/  
en/products/vending-  
machines/energy-  
consumption-labelling](http://www.sielaff.de/en/products/vending-machines/energy-consumption-labelling)



Cabinet and door  
available in jet black (RAL 9005),  
white aluminium (RAL 9006) and  
pure white (RAL 9010)

\* Machine dimensions may  
vary due to add-on parts  
and accessories

Energy efficiency for all  
machine types can be  
found under [www.sielaff.de/en/products/vending-machines/energy-consumption-labelling](http://www.sielaff.de/en/products/vending-machines/energy-consumption-labelling)



### SiLine® GF M RP Dimensions

- 1839 x 999 x 904 mm  
(height x width x depth  
with door split cover)\*
- 1850 x 1055 x 904 mm  
(height x width x depth  
with high security frame and side lock)\*

### Weight

- Approx. 370 kg  
(standard version)
- Approx. 380 kg  
(with high security-frame and side lock)

### Electrical Data

- 220 – 230 V / 50 Hz / min. 10 A

### Power consumption

- Max. 750 W


### Impact protection

- Standard 12 mm PC
- Optional impact protection made from  
8 mm thick tempered safety glass

### Energy consumption labelling

- in accordance with regulation  
(EU) 2019/2018 DIN 50597:2018  
HC refrigerant R-290  
Energy efficiency category D





Cabinet and door  
available in jet black (RAL 9005),  
white aluminium (RAL 9006) and  
pure white (RAL 9010)

\* Machine dimensions may  
vary due to add-on parts  
and accessories

Energy efficiency for all  
machine types can be  
found under [www.sielaff.de/en/products/vending-machines/energy-consumption-labelling](http://www.sielaff.de/en/products/vending-machines/energy-consumption-labelling)



### SiLine® GF L RP Dimensions

- 1839 x 1149 x 904 mm  
(height x width x depth  
with door split cover)\*
- 1850 x 1205 x 904 mm  
(height x width x depth  
with high security frame and side lock)\*

### Weight

- Approx. 400 kg  
(standard version)
- Approx. 410 kg  
(with high security-frame and side lock)

### Electrical Data

- 220 – 230 V / 50 Hz / min. 10 A

### Power consumption

- Max. 750 W

### Impact protection

- Standard 12 mm PC
- Optional impact protection made from  
8 mm thick tempered safety glass

### Energy consumption labelling

- in accordance with regulation  
(EU) 2019/2018 DIN 50597:2018  
HC refrigerant R-290  
Energy efficiency category D





Sielaff GmbH & Co. KG  
Automatenbau Herrieden  
Münchener Str. 20  
91567 Herrieden  
Germany

Telephone: +49 9825 18-0  
Telefax: +49 9825 18-311155  
export@sielaff.de  
www.sielaff.com

**See here for our  
company profile video**

