



The smart All-Rounders

SiLine® Snack and Combi



Benefit from our strengths

Snack-Point style – the SiLine® series

A feast for your eyes. SiLine® spiral-vending machines have succeeded in harmonising aesthetics with current market requirements. Modern design and well thought-out technology promote maximum turnover at point of sale.

Snacks, bagged items and bars as far as the eye can see. Every product is appealingly presented to the customer through the SiLine®'s attractive high shiny glass door. As standard, SiLine® Snack and Combi machines are available in 780 and 990 mm widths.

Important consumer information such as ingredients, allergens or additional details relating to the product can be displayed on the touch screen. The shopping cart function enables an order of up to 5 products in one purchase. The operator uses the deal function to offer an attractive combination of two products. Thereby increasing turnover on site by offering attractive product combinations.

SiLine® spiral vendors – in a nutshell, the key to successful sales.

The perfect mix – SiLine® Snack and Combi machines

The right mix is easy to find. SiLine® combi-vending machines offer the advantages of a spiral and cold drinks machine in a single unit. Whether snacks, non-food products, cans, glass and PET-bottles or even drink cartons – the combi range offers wide choice and high capacity.

Two different temperatures in one machine ensure that both the snack and drink areas are perfectly chilled. As well as the standard snack version, the "LM" variant and the dual temperature "2T" version are available for the sale of fresh foods. Sielaff's "Food Safety Software" monitors the temperature in the fresh food zone and ensures that only perfectly chilled products are dispensed. The positioning of temperature separation can be adjusted between shelves to suit your layout. As an option your machine can be configured to vend standard drinks or in the LM-version to dispense smoothies or fresh milk drinks.

Beverages are stored upright in pusher-containers.

In this way the SiLine® combi vendors offer enhanced product representation, higher capacity and increased sales. The lift system has been registered for a patent, it delivers even the most delicate of products safely to the customer. The innovative Sielaff lift system guarantees the gentle transportation of glass bottles, fizzy drinks and fragile products. The mix has it: Variety and high capacity in the smallest area.

Your selling advantage: Flexibility and wide product range.

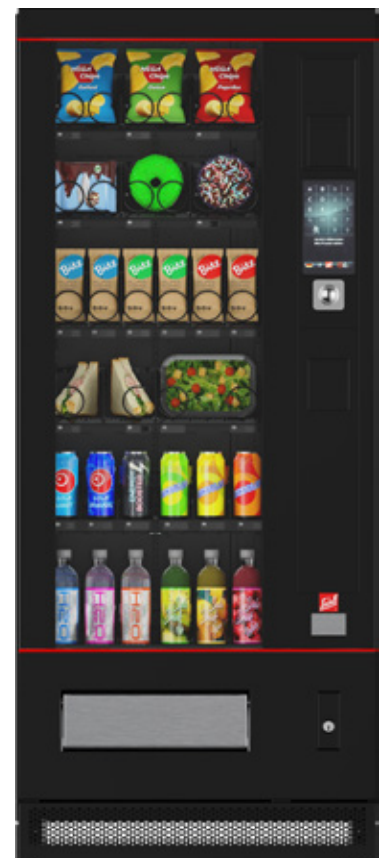
The spiral and combi machines are highly flexible when it comes to configuration, enabling virtually all fashionable products to be dispensed – changing products is quick and easy.



Sales success – everywhere



The lift is perfect for fragile products, both round or square



SiLine® Combi RA with Design package A

Sustainability for the environmentally conscious.

Sielaff is always at the forefront when it comes to the use of resources. Our illumination concept using LEDs, highly-efficient insulation, energy saving fan and a temperature regulating system to suit the requirements of each individual site and layout all contribute towards energy saving.

Whether large, small, angular or round – effortlessly vendable

The Sielaff system offers productspecific handling of fragile and highvalue items. For drink shelves as well as for sensitive products in the spiral area we recommend using the lift system for gentle transportation of the products. The lift is – typically Sielaff – intelligent, innovative and ingeniously simple.

The lift travels right up to the selected product and transports even thin products effortlessly and gently to the impact-protected delivery drum. Fresh food products such as cooked meals, yoghurts, milkshakes, salads, sandwiches, also pastry and fruit reach the customer unharmed. Even breakable glass packaging, more awkward non-food articles such as paperbacks, CDs, DVDs are safely delivered.

View our SiLine® product film here



Talent and Technology

General facts

- Sale of sweets, snacks, fresh food products, drinks and non-food articles using spirals and pushers
- Capacity: Probably the largest refrigerated area in the industry. Up to seven shelves with a maximum of nine selections per shelf
- Suitable for incorporating into a machine line
- Pushers and spirals are made from powder-coated metal
- Standardised installation area for payment systems
- Modular construction, which makes the machine service and recycling friendly

Technology

- Automatic motor recognition with simultaneous allocation of selection numbers
- Minimal conversion cost by coupling neighbouring motors to make wider selections
- No tools required to fit the appealingly designed spiral dividers
- Electronically controlled high performance push-in chiller unit
- Central mains power switch
- All SiLine® machines are suitable for use with telemetry. Data can be retrieved from the machine using USB and MDB
- The slide-out side drawer for hardware and software facilitates servicing
- Smart monitoring of the chiller and power supply for error recognition

- When opening the door, recognised problems are highlighted for the operator
- "Made by Sielaff" innovation: the latest lift technology for the most delicate mode of product delivery
- 25 kg loading capacity per shelf means that reinforced shelving is no longer required

Technology (optional)

- Storage of fresh products in the machine (LM or 2T version). We highly recommend our fresh food illumination to enhance the presentation of products such as meat, sausages and smoothies.
- Light barrier for monitoring product delivery

Refrigeration

- Low maintenance, hermetically sealed cooling system with electronically regulated, high-performance push-in chiller unit
- As standard HC refrigerant R-290 with a GWP of 3
- Overheating protection
- Optimum refrigeration circuit thanks to the insulation, large floor filters and air outlets

Energy

- Freely programmable refrigeration and illumination
- Reduction of power consumption at the weekend or at night using Eco-mode
- Cooling unit with energy saving fans
- Insulation glazing made from composite safety glass
- Energy saving LED-lighting inside

Spiral selections

- First-in-first-out principle
- Fast and easy spiral adjustment "SiClip'n turn", patent pending
- Shelf height can be adjusted in small increments
- The additional option of a 1.5 width spiral significantly increases the number of selections on a shelf
- Maximum product dimensions (height x width x depth)* for vending different product shapes from spirals as shown in the illustration opposite

Pusher selections (optional)

- First-in-first-out principle
- Designed especially for drinks: This dispense method is perfect for selling bottled or canned drinks – as used in the GF-vendors
- Cans, bottles and drink boxes are presented upright – not in spirals. This enhances product presentation and provides greater capacity.
- The maximum product dimensions* which will fit inside a pusher are

SiLine® Combi S

265 mm high** and 72 mm wide

SiLine® Combi M

285 mm high and 78 mm wide


In the case of angular products the depth of the product should provide good stability in the product container

Delivery drum

- Vandal-resistant, locked and manipulation-proof product dispense thanks to the sluice function
- Fully-automatic, motorised dispense drum



The drawers can be easily pulled out by hand for filling and cleaning



More selections on one shelf thanks to 1.5-wide spiral adjustment

** For technical reasons in selection 2 the product height in every pusher must not exceed 250 mm

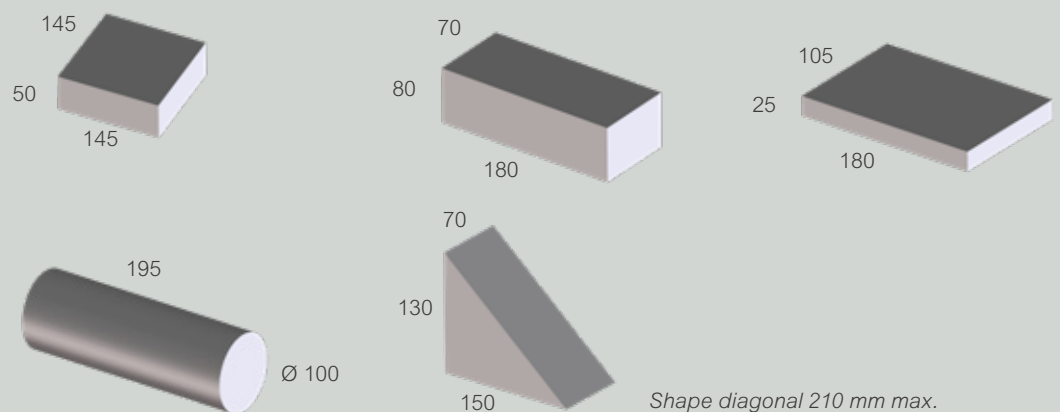
Touch display

- 7"-Touch display with stunningly brilliant, wide angle picture quality and 800 x 480 pixel LED-backlighting
- Product pictures and information display
- PC-technology – generous 200 MB of storage space for pictures, video clips etc. The storage capacity can be increased even further by using an USB-stick
- Slide show/video
- Guided maintenance and cleaning using pictures
- Detailed error listing and support function for fault finding
- Large information area – shopping cart function, deal button, product details and ingredients

Overview of the options available

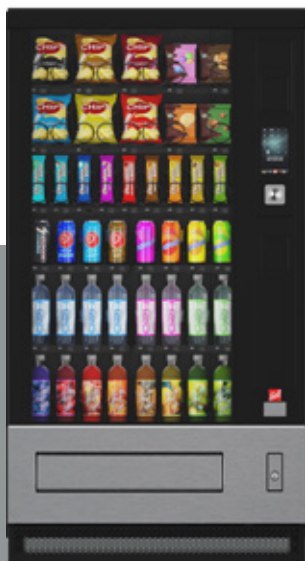
SiLine® Snack and Combi	S	M
Lift for all layouts and cooling options	X	X
LM-version "Fresh food" throughout the machine	X	X
2T-version "Fresh food"/ Snack	X	X
Combi -Temperature for snacks and drinks layouts	X	X
Full spiral layout	X	X
Mixed spiral layout with pusher shelves	X	X
Full pusher layout	X	–

Vending from spirals: Maximum dimensions for product shape*



* Products which do not fit in any of these shapes shall not vend properly.
They are at least more likely to jam.

VA* Design



VA Design

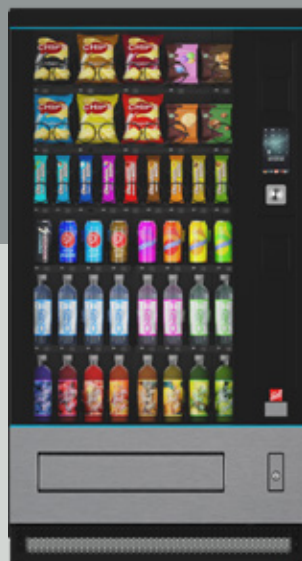
Variety is the winner:
The latest VA design

Design package A or B may be selected in addition according to requirements.

Design package A

includes:

- 2 LED decorative strips
- RGB colour(s) freely-programmable

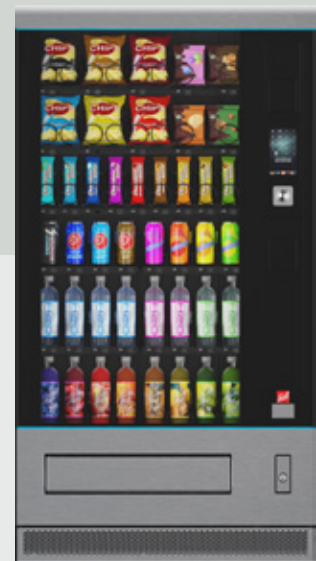


Design package A

Design package B

includes:

- 2 LED decorative strips
- RGB colour(s) freely-programmable
- Upper door decorative panel in stainless steel
- Front foot plate in stainless steel



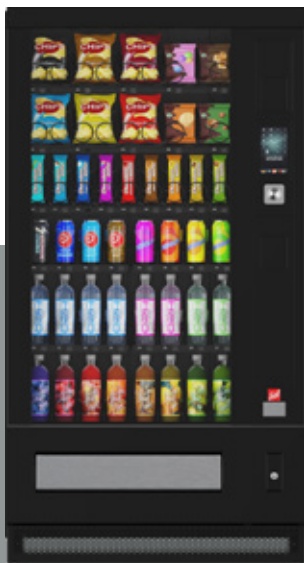
Design package B

Overview of machines available in Design VA

SiLine® Snack and Combi S SiLine® Snack and Combi M	Lower door decorative panel	Upper door decorative panel	LED-decorative strips	Front foot plate
Design VA	VA	RA	NO	RA
Design VA + Design package A	VA	RA	YES	RA
Design VA + Design package B	VA	VA	YES	VA

*VA = lower stainless steel design panel, crossways

RA* Design



RA Design

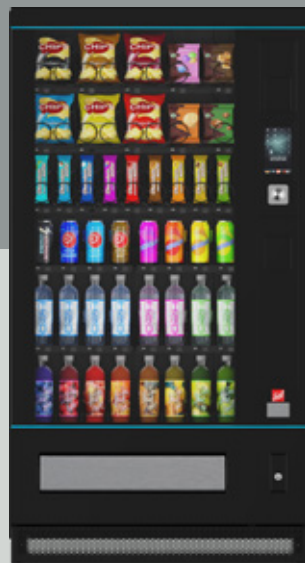
Modular design – individually configured

The RA Design with RAL-painted surfaces can be enhanced with Design package A.

Design package A

includes:

- 2 LED decorative strips
- RGB colour(s) freely-programmable



Design package A

Individually configured – perfect for any location

Configure your own SiLine® Snack and Combi.

Optional add-on: Design package A

Overview of available machines in Design RA

SiLine® Snack and Combi S SiLine® Snack and Combi M	Lower door decorative panel	Upper door decorative panel	LED-decorative strips	Front foot plate
Design RA	RA	RA	NO	RA
Design RA + Design package A	RA	RA	YES	RA

*RA = lower design panel RAL-painted, crossways

Configuration examples

SiLine® Snack and Combi S: Layout examples

The standard layouts are based on 6 or 7 shelves. Left and right hand spirals are available in a variety of sizes. The spiral settings can be configured as single, 1.5 wide, double and triple. Double selections are fitted with one twin motor or 2 single motors, triple selections with 2 single motors or one twin and one single motor.

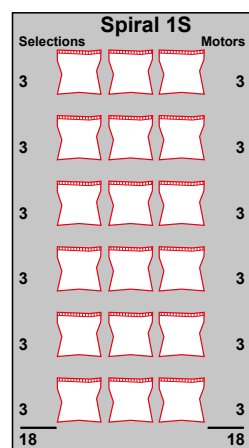
The combination of spiral shelves and container shelves with pushers for drinks provides optimal presentation and use of space.

Numerous additional layouts can be planned from these standard layouts, simply add selections or shelves or replace spirals shelves with drinks shelves.

The examples shown are suggestions only. Should you require a different layout, please do not hesitate to contact us. Our speciality is providing solutions to suit every location.

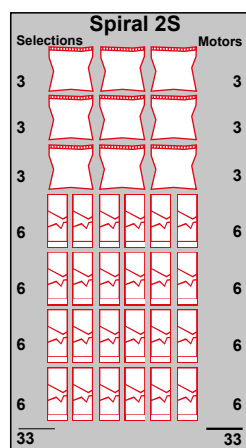
Spiral 1S – 6 shelves

18 double selections
18 twin motors



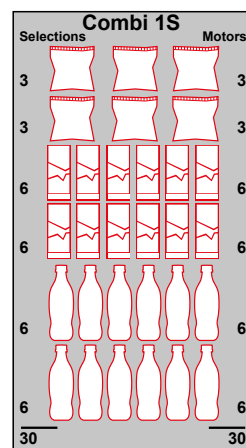
Spiral 2S – 7 shelves

9 double selections and
24 single selections
9 twin motors, 24 single motors



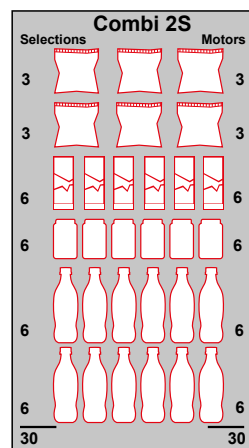
Combi 1S – 6 shelves

6 double selections on 2 shelves
12 single selections on 2 shelves
12 pusher selections on 2 shelves
6 twin motors,
12 single motors in the spiral area
12 single motors in the pusher area



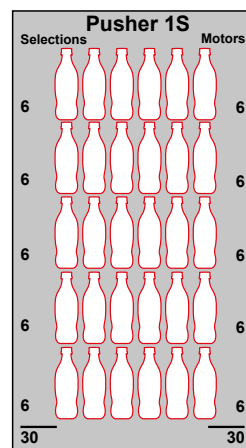
Combi 2S – 6 shelves

6 double selections on 2 shelves
6 single selections on 1 shelf and
18 pusher selections on 3 shelves
6 twin motors, 6 single motors in the spiral area and 18 single motors in the pusher area



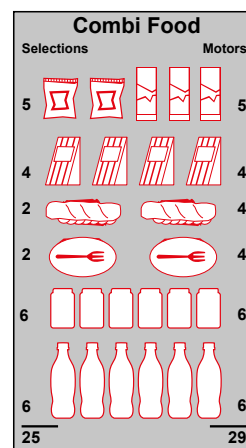
Pusher 1S – 5 shelves

30 pusher selections
30 single motors



Combi Food – 6 shelves

2 x 1.5 wide selections and
3 single selections on 1 shelf
4 x 1.5 wide selections on 1 shelf
4 x triple selections on 2 shelves and
12 pusher selections on 2 shelves
17 single motors in spiral area and
12 single motors in the pusher area



Configuration examples

SiLine® Snack and Combi M: Layout examples

The standard layouts are based on 6 or 7 shelves. Left and right hand spirals are available in a variety of sizes. The spiral settings can be configured as single, 1.5 wide, double and triple. Double selections are fitted with one twin motor or 2 single motors, triple selections with 2 single motors or one twin and one single motor.

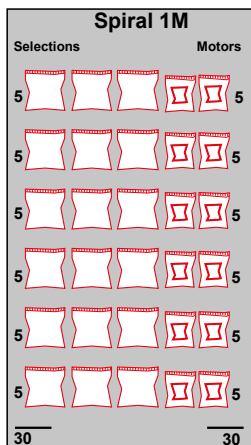
The combination of spiral shelves and container shelves with pushers for drinks provides optimal presentation and use of space.

Numerous additional layouts can be planned from these standard layouts, simply add selections or shelves or replace spirals shelves with drinks shelves.

The examples shown are suggestions only. Should you require a different layout, please do not hesitate to contact us. Our speciality is providing solutions to suit every location.

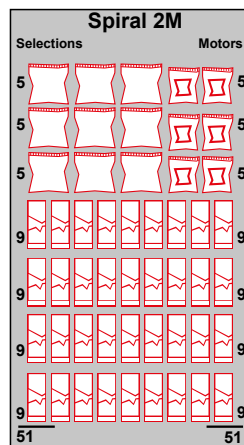
Spiral 1M – 6 shelves

6 shelves -
3 x double selections and
2 x 1.5 selections on each shelf
18 twin motors and
12 single motors



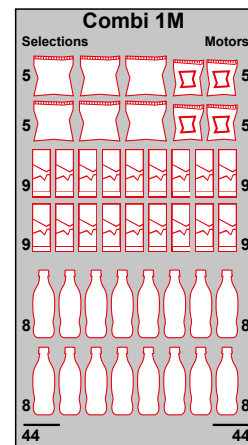
Spiral 2M – 7 shelves

3 x double selections
6 x 1.5 selections on 3 shelves and
36 x single selections on 4 shelves
9 twin motors and
42 single motors



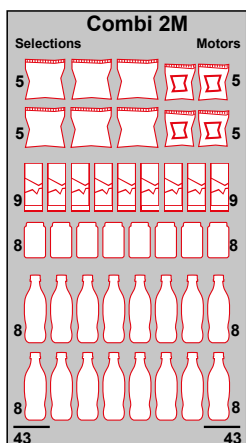
Combi 1M – 6 shelves

3 x double selections and
4 x 1.5 selections on 2 shelves
18 x single selections on 2 shelves
16 x single selections on 2 shelves
6 x twin motors, 22 single motors in the spiral area and 16 single motors in the pusher area



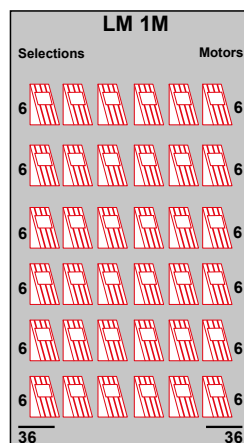
Combi 2M – 6 shelves

6 x double selections and
4 x 1.5 selections on 2 shelves
9 x single selections on 1 shelf
24 x pushers on 3 shelves
6 x twin motors, 13 x single motors in the spiral area and 24 single motors in the pusher area



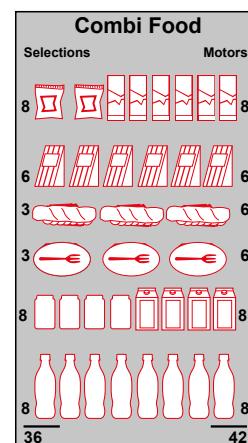
Spiral LM 1M – 6 shelves


6 x 1.5 selections on 6 shelves
36 single motors



Combi Food – 6 shelves

2 x 1.5 selections and
6 x single selections on 1 shelf
6 x triple selections on 2 shelves
16 x pusher selections on 2 shelves
26 single motors in the spiral area and 16 single motors in the pusher area





Cabinet and door
available in jet black (RAL 9005),
white aluminium (RAL 9006) and
pure white (RAL 9010)

* 1,844 mm for VA Design
with Design package B

** Machine dimensions may
vary due to add-on parts
and accessories



SiLine® Snack and Combi S, VA Design Dimensions

- 1,830* x 780 x 895 mm
(height x width x depth)**

Weight

- Approx. 300 kg
(when empty, depending on layout)

Electrical data

- 220 – 230 V / 50 Hz / min. 10 A

Power consumption


- 400 W
(varies depending on the refrigeration)

Energy consumption labelling

- in accordance with regulation
(EU) 2019/2018 DIN 50597:2018
HC refrigerant R-290
Energy efficiency category D



Energy efficiency for all machine types can be
found under
www.sielaff.de/en/products/vending-machines/energy-consumption-labelling



Cabinet and door
available in jet black (RAL 9005),
white aluminium (RAL 9006) and
pure white (RAL 9010)

* 1,844 mm for VA Design
with Design package B

** Machine dimensions may
vary due to add-on parts
and accessories



SiLine® Snack and Combi M, VA Design Dimensions

- 1,830* x 990 x 895 mm
(height x width x depth)**

Weight

- Approx. 340 kg
(when empty, depending on layout)

Electrical data

- 220 – 230 V / 50 Hz / mind. 10 A

Power consumption

- 400 W
(varies depending on the refrigeration)

Energy consumption labelling

- in accordance with regulation
(EU) 2019/2018 DIN 50597:2018
HC refrigerant R-290
Energy efficiency category D



Energy efficiency for all machine types can be
found under
www.sielaff.de/en/products/vending-machines/energy-consumption-labelling



Sielaff GmbH & Co. KG
Automatenbau Herrieden
Münchener Str. 20
91567 Herrieden
Germany

Telephone: +49 9825 18-0
export@sielaff.de
www.sielaff.com

**See here for our
company profile video**

